



Sio-2[®] FLUMO air-drying casting slip

Description and properties

Sio-2[®] FLUMO is an air drying casting slip who achieves **high hardness**. It is used exclusively with **plaster moulds for the traditional slip casting process**, getting a high quality figure with a similar strength to the fired ceramics.

It comes in **2 sizes**: 1 litre and 3.5 litres (1 US gallon aprox.).

It is very suitable for art and crafts, especially for dolls and miniatures makers.

In liquid, the product **can be dyed with any pigment or dye soluble in water**.

Once dry, the clay can be **painted or varnished** with any type of paint or varnish. It can be also polished, carved or drilled.

The product conforms to the European regulation **EN-71** and to USA regulation (seal **AP non toxic product**).

The clay remains unalterable in its original packaging for a minimum period of two years.

Comparative features

Compared to conventional clays used for slip casting method (earthenware or porcelain), **Sio-2[®] FLUMO** no needs firing in ceramic kiln. It dries in the air (self-hardening). Once dry, the piece can be painted or varnished.

General information and how to use it

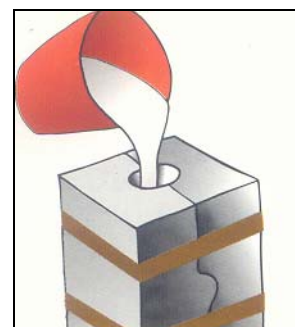
PREPARING THE CASTING SLIP

- Once the container has been opened do not refuse the remaining liquid product from the surface. Before using, stir well with a spatula or stick until smooth, avoiding creating bubbles.
- Let rest a few minutes to allow evacuation of bubbles that could damage the finishing of the piece.
- If necessary add only **DISTILLED WATER**.



FILLING THE MOULD


- Use only plaster cast moulds.
- Before filling, be sure that inside of mould is dust free and dry.
- Pour the product **WITHOUT STOPPING** on the side of the opening letting it slide in the interior of the mould.
- Wait between 10 and 20 minutes before emptying the mould. If a thicker piece is desired, let it rest more time and fill the mould when the level goes down.



Sio-2[®] FLUMO air-drying casting slip

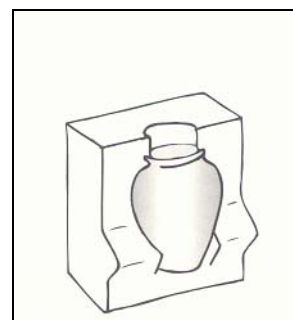
EMPTYING THE MOULD

- Before emptying, slightly heat the mould. Observe that the fluidness of the product increases.
- Empty the excess casting slip letting it drip completely from the mould.
- Keep rest closed in the original container for future use.



UNMOLDING

- Wait 1 hour before opening the mould. Let it rest more time for big pieces.
- Before using the mould again, clean it and let it dry.




DRYING

- NO FIRING IS NECESSARY.
- Once the piece has been removed from the mould, let dry at room temperature for 2-5 days. It will become very hard and resistant.
- It is recommended to remove the flashes before the piece is completely dry.
- If QUICKER DRYING PROCESS and more hardness and resistance is desired, upon removing from mould put in home oven at temperatures between 100°C and 120°C (180-200°F) during 60 minutes.

FINISHING AND DECORATING

- Once dry, the item can be polished, carved or drilled, before being painted.
- It can be decorated with any type of paint, with pencil or marker.
- It can also be varnished. Using varnish ensures greater durability and allows easier cleaning.

- ⚠ **Sio-2[®] FLUMO** is not water-resistant. It should not be used for items which will contain water, unless they are protected with waterproof product.





Sio-2[®] FLUMO air-drying casting slip

HOW TO PRESERVE IT

- Once unsealed the container, close well to avoid losing water.
 - If necessary add only DISTILLED WATER.
- ⚠ Keep the product in a cool place and avoid high temperatures. Do not store at temperatures lower than 0°C (32 F). If freezes, it loses its properties.

FAQ's

Plastic moulds can be used with Sio-2[®] FLUMO?

Sio-2[®] FLUMO only works with plaster moulds (porous). Traditional casting method consists of which the mould absorbs by capillarity the water of the slip, and so a solid wall forms covering the inner face of the mould. If the mould is not porous, the wall is not formed. Thus, moulds made of plastic or silicones can not be used.

Can be dyed?

Sio-2[®] FLUMO is white to be easier decorated once the piece is finished. However, the slip can also be dyed with conventional paint pigments or dyes soluble in water. This is specially recommended while doll making in order to get the desired flesh colour.

Why use Sio-2[®] FLUMO instead of conventional earthenware or porcelain casting slip?

Main advantage of **Sio-2[®] FLUMO** regarding conventional clays is that **NO NEEDS FIRING**. Therefore, an important power saving is obtained and the great investment that supposes the purchase of a ceramic kiln is avoided.

Safety regulation

Material Safety Data Sheet is available upon demand.



CERAMICA COLLET S.A.

NIF: A08606667 / CE NIF: ESA08606667

Polígono Industrial L'Olana s/n. P.O.Box 205. E-08292 ESPARREGUERA – BARCELONA (Spain)

Tel. (+34) 93 777 23 44 Fax (+34) 93 770 94 11 e-mail: info@sio-2.com www.sio-2.com